




ISLE OF WIGHT COUNCIL RISK ASSESSMENT RECORD






WORK AREA/WORK ACTIVITY COVERED BY ASSESSMENT *Slips trips and falls (A Middle School)*





PERSONNEL INVOLVED *All employees*




NON EMPLOYEES AFFECTED *Pupils and other visitors including contractors*

ASSESSOR'S NAME *A smith* DATE OF ASSESSMENT *20th April 2008*

ITEM NO	HAZARDS IDENTIFIED	HAZARD / RISKS IDENTIFIED	EXISTING PRECAUTIONS	REMEDIAL ACTION	PRIORITY FOR REMEDIAL ACTION*
1		Drain cover Slip and trip hazard	Regular walk around inspection by caretaker	Check the drain cover is clear as leaves and other debris can easily hide this drain	
2		Manhole cover Slip and trip hazard	None	Cement around manhole cover requires repair. Determine whether cover and others like it are slippery when wet.	
3		Wood threshold strip to mobile ramp. Trip hazard	None	Reduce if possible or highlight with paint	

ITEM NO	HAZARDS IDENTIFIED	HAZARD / RISKS IDENTIFIED	EXISTING PRECAUTIONS	REMEDIAL ACTION	PRIORITY FOR REMEDIAL ACTION*
4		Cables – All school areas Trip hazard	None	Advise all employees that cables should be routed safely to prevent trips.	
5		Play area outside mobiles Dropped slab Trip hazard	None	Lift and reposition slab	
6		Play area outside mobiles Drain cover Trip hazard	None	Secure and raise slightly drain cover. Or highlight with paint.	
7		Courts area Net post covers x 3 Trip hazard	None	Two of these sit proud of the tarmac. Monitor accidents using slip & trip mapping method. If accidents occur review and address hazard. Possibly paint highlight.	
8		Courts area Depressions in tarmac Trip hazard	None	Monitor accidents using slip & trip mapping method. If accidents occur review and address hazard.	

ITEM NO	HAZARDS IDENTIFIED	HAZARD / RISKS IDENTIFIED	EXISTING PRECAUTIONS	REMEDIAL ACTION	PRIORITY FOR REMEDIAL ACTION*
9		Courts area Drain in gully Trip hazard	Regular inspection by caretaker.	Keep drain clear and highlight.	
10		Bank area Slips and falls from height	None Ed Grounds are currently looking at fencing off this area.	Prevent access to children especially if wet. Supervision important	
11		Front side path Slip & trip hazards	None	Needs tidy up and drains kept clear. Unsupported wall may need to be tied.	
12	MANHOLE COVERS OUTSIDE OF KITCHEN	Kitchen staff at risk of slipping in wet conditions.	None	Determine whether these covers do actually become slippery when wet. If so contact Property Services who'll advise on solution.	
13		Damaged cobbled areas at front of building Trip hazard	None	Repair cobbled area or remove. Highlight raised kerbing with white paint	

ITEM NO	HAZARDS IDENTIFIED	HAZARD / RISKS IDENTIFIED	EXISTING PRECAUTIONS	REMEDIAL ACTION	PRIORITY FOR REMEDIAL ACTION*
14		Raised kerbstones in car park And disused cycle stands. Trip hazard particularly in low light conditions	None	Highlight kerbs with white paint. Cycle stands are difficult to see in low light and should be removed or highlighted.	
15	EXTERNAL LIGHTING	Trip hazards	Single lamp in car park	Review other areas around school site access is required	
16		Raised threshold in corridor Trip hazard	None	Highlight with hazard tape or paint	
17		Raised metal 'upstand' on threshold Trip hazard	None	Highlight with hazard tape or paint	
18	WET FLOORS DINING HALL CHANGING ROOMS TOILETS	Slip hazards	Yellow warning signage used during wet cleaning and spills. In dining hall spillages dealt with immediately by lunchtime supervision. All other spills notified to teacher / caretaker.	None	

***THE REMEDIAL ACTION REQUIRED MUST REFLECT THE RATING GIVEN FOR THE RISK.
REMEMBER! RISK ASSESSMENT IS A CONTINUOUS PROCESS, ANY SIGNIFICANT CHANGE WILL REQUIRE RE-ASSESSMENT**