



# The Federation of the Church Schools of Shalfleet and Yarmouth

## Achieving Together for a Brighter Future



# Yarmouth CE Aided School ADMISSIONS A STATEMENT OF POLICY

Approved by	
Portfolio	
Approved on	
Review date	
Review Cycle	1 Year

Signed \_\_\_\_\_ Date \_\_\_\_\_

## Yarmouth CE Aided School - Admission Policy 2017

### Admissions to Reception Year

This policy will apply to all admissions from 1 September 2016, including in-year admissions. It will be used during 2015-16 for allocating places for September 2016 as part of the normal admission round for Reception Year.

The Governing Body of Yarmouth Church of England School is the admission authority for **The School**. The admission arrangements are determined by the Governing Body, after statutory consultation.

The Published Admission Number (PAN) for Yarmouth Church of England School (**The School**) is 15. The PAN is the number of places for children available in the year group above.

A guiding principle of admissions to this school is that a church school should serve its local community, defined in the trust deed of 1854 as the ecclesiastical parish of Yarmouth St James'. The policy aims to be clear, fair and objective and to comply with all relevant legislation.

Outside the normal admissions round, the Local Authority's Fair Access protocol will be applied alongside the policy to secure the admission of vulnerable pupils from specific groups.

The governors will admit any pupil whose final statement of special educational needs names **The School**. Where possible such children will be admitted within the PAN.

If **The School** is oversubscribed, places will be offered in the following priority order. Places for applications received after the deadline will be allocated using the same criteria:

### Admission Criteria

1. **Looked after children or children who were previously looked after.** (see Definition A)
2. **(For applicants in the normal admission round only)** The child or their family who have a **serious medical, physical or psychological condition** which makes it **essential** that the child attends the preferred school rather than any other. (Appropriate medical or psychological evidence must be provided in support and must be provided at the time of application.) (see Definition B)
3. A child **living in the catchment area** of **The School**: (see Definition C)
  - (i) Children who at the time of admission have a **sibling** (see Definitions D) on the roll of **The School**.
  - (ii) Other children living in the catchment area of **The School**.
4. A child **living out of the catchment area** of **The School**:
  - (i) Children who at the time of admission have a **sibling** (see Definitions D) on the roll of **The School**.
  - (ii) A child or a child with a parent/carer who is an active member of a Christian church included in the list of Christian churches (see Definition G) and who requests admission on denominational grounds and provides relevant evidence. (see Definition F)
  - (iii) Other children.

## Definitions

### A **Looked after children or children who were previously looked after**

This criterion provides a priority for children who are (a) in the care of a local authority, or (b) being provided with accommodation by a local authority in the exercise of their social services functions (see the definition in section 22(1) of the Children Act 1989). It can also be used for children who were previously looked after but immediately after being looked after became subject to an adoption, residence, or special guardianship order. An adoption order is an order under section 46 of the Adoption and Children Act 2002 or section 12 of the Adoption Act 1976. A 'residence order' is as an order settling the arrangements to be made as to the person with whom the child is to live under section 8 of the Children Act 1989. Section 14A of the Children Act 1989 defines a 'special guardianship order' as an order appointing one or more individuals to be a child's special guardian (or special guardians).

### B **Serious medical, physical or psychological condition**

Where a place is requested for a child or family who have a serious social or medical, condition, you must supply supporting independent evidence at the time of application confirming the reason(s) why attendance at **The School** is essential rather than any other school. You must also describe the difficulties that would be caused if the child had to attend another school. The evidence should be provided by a suitably qualified medical professional. The evidence will be considered carefully in confidence by the admissions committee of The Governing Body, who will endeavour to reach a fair and equitable decision.

### C **The Catchment Area**

The catchment area for Yarmouth Church of England School is the Ecclesiastical Parish of Yarmouth, St James' and may in addition include the Local Authority defined catchment area. The child's permanent residence is where they live, normally including weekends and during school holidays as well as during the week, and should be used for the application. The permanent address of children who spend part of their week with one parent and part with the other, at different addresses, will be the address at which they spend most of their time.

### **Moving home & UK service personnel & crown servants**

Places can only be offered on the basis of future moves on the basis of:

- a letter from the solicitor (or equivalent) confirming exchange of contracts to buy a property relevant to the application;
- a tenancy agreement confirming the renting of a specific property relevant to the application;
- a letter from a housing association confirming that the parent(s) will be living at a specific address relevant to the application; or
- in the case of UK service personnel and Crown servants, an official government letter (MOD, FCO or GCHQ) letter declaring a relocation date to the relevant parish or catchment area of **The School** (or to establish distance from **The School**).

To be considered all evidence must be submitted at the time of application.

### D **Siblings**

'Sibling' refers to a brother or sister, half brother or half sister, adoptive brother or adoptive sister, step brother or step sister, and includes children living as siblings in the same family unit. 'It will also be applied to situations where a full or half brother or sister are living at separate addresses. Categories 3(i) and 4(i) includes children who at the time of application have a sibling for whom the offer of a place at the preferred school has been accepted, even if the sibling is not yet attending.

## **E Active member of a Christian Church**

'Active member of a Christian church' is defined as attending worship at a church in the list of Christian Churches listed in this policy at least twice a month for the previous two years before the deadline for admissions. Parents applying under criterion 4(iii) are required to complete a Supplementary Information Form (SIF), which asks for declaration and verification of your child or your active membership. The SIF, which is available from the County website [www.iwight.com/schooladmissions](http://www.iwight.com/schooladmissions) or **The School** website [www.fosay.co.uk](http://www.fosay.co.uk) must be completed and returned to **The School** by **midnight on Sunday 15 January 2017**. (As it is a paper form that needs to be signed, the SIF is not available for completion online.)

If a disability **or** other 'special needs' circumstances prevent regular attendance (as defined above) at a specific place of worship but the person concerned is recognised by the church leaders as a 'regular worshipper' then this can be taken into consideration in your declaration and the verification of your "Active membership of a Christian Church".

## **F List of Christian Churches used for admission to The School**

### **Churches Together in England**

Antiochian Orthodox Church, Apostolic Congress, Armenian Orthodox Church, Assemblies of God, Baptist Union of Great Britain, Catholic Bishops' Conference of England and Wales, Cherubim and Seraphim Council of Churches, Church of England, Church of God of Prophecy, Church of Scotland (Presbytery of England), Churches in Communities International, Congregational Federation, Coptic Orthodox Church, Council of African and Caribbean Churches UK, Council of Lutheran Churches, Council of Oriental Orthodox Christian Churches, Elim Pentecostal Church, Evangelical Lutheran Church of England, Evangelische Synode Deutscher Sprache in Großbritannien, Exarchate of Orthodox Parishes of the Russian Tradition (Ecumenical Patriarchate), Free Church of England, Ground Level, Ichthus Christian Fellowship, Independent Methodist Churches, International Ministerial Council of Great Britain, Joint Council for Anglo-Caribbean Churches, Malankara Orthodox Syrian Church Indian Orthodox Church), Mar Thoma Church, Methodist Church, Moravian Church, New Testament Assembly, New Testament Church of God, Oecumenical Patriarchate, Pioneer, Redeemed Christian Church of God, Religious Society of Friends, Ruach Network of Churches, Roman Catholic Church, Russian Orthodox Church (Moscow Patriarchate), Salvation Army, Transatlantic Pacific Alliance of Churches, United Reformed Church, Wesleyan Holiness Church.

## **Additional Information**

### **Tie-breaker**

If **The School** is oversubscribed from within any of the above criteria or sub-criteria, straight line distance will be used to prioritise applications; applicants living nearer **The School** have priority. Distance will be measured in a straight line by the Local Authority's computerised measuring system from the front door of the child's home address to the main entrance of the school (as designated by the school).

Distances to multiple dwellings will give priority to the ground floor over the first floor and so on. On individual floors, distances will be measured to the stairs leading to the communal entrance. If distances are equal (for example within a block of flats), lots will be drawn by a person independent of The Governing Body to determine the allocation of a place.

### **Who can apply**

Only a parent can apply for a place at a school. A parent is any person who has parental responsibility for or is the legal guardian of the child, as set out in the Children Act 1989.

### **How to apply**

The Local Authority operates a Co-ordinated Admissions scheme which processes all main round (ordinary) admission applications. They also publish a Composite Prospectus which details all admission

arrangements for schools within the Local Authority. Please see [www.iwight.com](http://www.iwight.com) for the prospectus and details of the scheme.

You must complete a Local Authority Application Form available from website [www.iwight.com](http://www.iwight.com). If you wish to use the “Active member of a Christian church’ criteria to support your application you must also complete a Supplementary Information Form (SIF). This form is available from the Local Authority Website, website [www.iwight.com](http://www.iwight.com) or **The School** website [www.fosay.co.uk](http://www.fosay.co.uk) or as a paper copy from **The School** office. Please also see the definition on ‘Active member of a Christian Church’.

### **Admission to Key Stage 2 in a Primary School**

The Governing Body would not admit more children than the PAN for **The School** into Key Stage 2 classes and the school does not admit more than 30 children in each class.

### **Offering places**

The Governing Body will consider first all those applications received by the published deadline of **midnight on Sunday 15 January 2017**. Notifications to parents offering a place will be sent by the Local Authority on **Tuesday 18 April 2017**.

Applications made after **midnight on Sunday 15 January 2017** will be considered after all on-time applications have been fully processed unless exceptional circumstances merit consideration alongside on-time applications.

For the normal admission round, all on-time preferences will be considered simultaneously and ranked in accordance with the admission criteria. If more than one school can offer a place, the parent’s highest stated available preference will be allocated.

### **Pupils with a statement of special educational needs**

The governors will admit any pupil whose education, health and care plan (previously a final statement of special educational needs) names **The School**. Where possible these children will be admitted within the PAN.

### **Multiple births**

Where a twin or child from a multiple birth is admitted to a school under this policy then any further twin or child of the same multiple birth will be admitted, if the parents so wish, even though this may raise the number in the year group above **The School’s** PAN.

### **In-year applications (ordinary)**

The allocation of any places which may become available during the year will be made on the basis of the current Admissions Criteria. There are no deadline dates for in year applications. Applications must be made using the Local Authority Admission Form available on line at [www.iwight.com/schooladmissions](http://www.iwight.com/schooladmissions). Any parent with parental responsibility can apply for a place for their child at any time to any school. The Governing Body will decide whether a place can be offered at **The School**.

### **In-Year Fair Access placements by the local authority**

The local authority must ensure that all pupils are placed in schools as quickly as possible. It may therefore sometimes be necessary for a pupil to be placed by the local authority, or a local placement panel acting on behalf of the authority, in a particular school even if there is a waiting list for admission. Such placements will be made in accordance with the provisions of the local authority’s In-Year Fair Access Protocol. The Protocol is based on legislation and government guidance.

### **Waiting lists**

When all available places have been allocated a waiting list will be operated by **The School**.

Parents must request (in writing) that their child is placed on, or removed from, the waiting list.

Any places that become available will be allocated according to the criteria of the admission policy with no account being taken of the length of time on the waiting list or any priority order expressed as part of the main admission round. Fair Access admissions and school closure arrangements will take priority over the waiting list.

The waiting list will be reviewed and revised:

- each time a child is added to, or removed from, the waiting list;
- when a child's changed circumstances affect their priority;
- periodically when parents, with a child on the waiting list, will be contacted and asked if they wish to remain on the list for the following school year.

At the time of receiving an offer of a school place parents will be advised of the process for adding their child's name to a school's waiting list. Parents may keep their child's name on the waiting list of as many schools as they wish and for as long as they wish.

### **Starting school and deferred entry to Reception Year**

Pupils born between 1 September 2012 and 31 August 2013 (inclusive) are entitled to full-time schooling from September 2016. Parents can request that their child's admission is deferred until later in the school year (usually at the start of a school term), but not beyond the point they reach compulsory school age, at the beginning of the term following their fifth birthday. Parents can request that their child attends part-time until the child reaches compulsory school age.

Children with birthdays between:

- 1 September and 31 December 2012 (inclusive) reach compulsory school age on 31 December 2016, and must be in school at the start of the Spring term.
- 1 January and 31 March 2013 (inclusive) reach compulsory school age on 31 March 2018, and must be in school at the start of the Summer term;
- 1 April and 31 August 2013 (inclusive) reach compulsory school age on 31 August 2018, and must be in school at the start of the new school year in September.

Parents of children with birthdays between 1 April and 31 August 2013 (inclusive), whose child has not started in a Reception Year class during the 2017-18 school year, may wish to request admission to Reception Year in September 2018 rather than admission to Year 1. In these circumstances, all relevant factors will be considered in assessing the request; parents would be expected to state clearly why they felt admission to Reception Year was in their child's best interests.

It is recommended that parents considering such a request contact **The School** in the autumn term 2016 to ensure that an informed decision is made.

### **Notes on compulsory school age and summer born children**

*A child is not required to start school until they have reached compulsory school age following their fifth birthday. For summer born children this is almost a full school year after the point at which they could first be admitted. Compulsory school age is set out in section 8 of the Education Act 1996 and The Education (Start of Compulsory School Age) Order 1998. A child reaches compulsory school age on the prescribed day following his fifth birthday (or on his fifth birthday if it falls on a prescribed day). The prescribed days are 31 December, 31 March and 31 August.*

*All children born from the beginning of April to the end of August reach compulsory school age in the September following their fifth birthday. It is likely that most requests for children to be admitted out of their normal year group will come from parents of children born in the later summer months or those born prematurely.*

### **Admission of children outside their normal age group**

Parents who have deferred entry into Reception Year or of a gifted and talented child or a child who has experienced problems or missed part of a year, for example due to ill health, can request a place outside the normal age group. The Governing Body will make a decision on the basis of the circumstances of each case. Parents do not have a right to appeal if they have been offered a place and it is not in the year group they would like.

### **Admission Appeals**

If you are unsuccessful in being offered a place for your child at **The School** you will be informed by The Local Authority in writing, be given reasons for the refusal and informed of your right to an independent appeal against the decision.

### **Warning**

Places are withdrawn every year because parents give false information on application forms, e.g. a false 'home address'. This includes cases where parents take out a short-term let or buy a property solely to use its address on the application form without any intention of taking up permanent residence there. In fairness to all parents, all allegations of fraudulent practice brought to The Governing Body attention will be investigated. The Governing Body reserves the right to withdraw the offer of a place if fraudulent or intentionally misleading information has been used on an application.

### **Legislation**

This policy takes account of all relevant legislation including the legislation on sex discrimination, race relations, and disability, together with all relevant regulations and the School Admissions Code (published by the DfE in 2012).

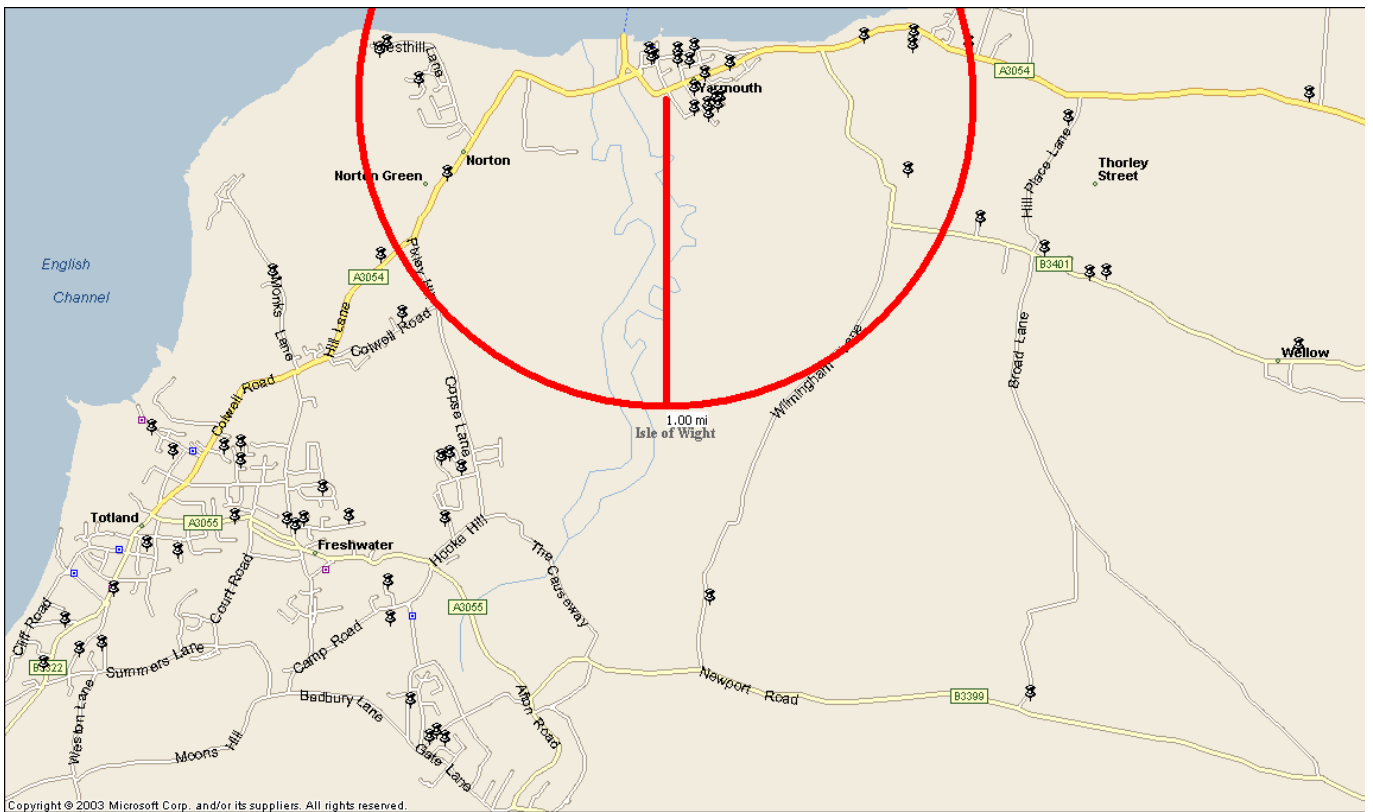
### **Further Information**

If you require further information about applying for a place at Yarmouth Church of England School, please contact **The School**.

Mill Road  
Yarmouth  
Isle of Wight  
PO41 0RA

Telephone: 01983760345  
Email: [admin@yarmouthceprimary.co.uk](mailto:admin@yarmouthceprimary.co.uk)

# Map of the area served by the school





**Yarmouth CE Voluntary Aided Primary School  
SUPPLEMENTARY INFORMATION FORM**

**Only for use to support admission applications using the 'Active member of a Christian church' criteria.**

The purpose of the Supplementary Information Form is to declare and have verified that the child or a parent is an 'Active member of a Christian church'.

You must complete this form, have it signed by a suitable church official, and return it to **The School** as soon as possible but before the deadline of **midnight on 15 January 2017**.

**(The suitable church official is usually the priest of your church or if there is none, a person authorised to do so by your church. Should there be an interregnum the SIF may be verified by a churchwarden or other suitable official on behalf of the parish. Please ask at your church, or the church school you are applying to, who is suitable to verify your declaration)**

	I .....	(Parent or Child's Name)
	Of .....	(Address)
	.....	
	.....	
Being the Parent of	.....	(Child's Date of Birth)
	(Child's Name)	
applying for a place at	<b>Yarmouth Church of England School</b>	

declare that I have attended worship at a church in the list of Christian Churches listed in the Admissions Policy at least twice a month for the previous two years before the deadline for admissions	<small>please tick</small>
---	----------------------------

Please give the name of the church you attend in the space below. Thank you.

Name of Church: .....

Parental or Child's signature (Please sign below)	Please print your name below.
Date: .....	

**PLEASE GET THIS FORM SIGNED BY THE PERSON VERIFYING YOUR DECLARATION**

I verify that the information given above is correct.	
Signature	
Please print your name	
Status within the church (Vicar / Priest in Charge etc)	
Date	
Your contact address / telephone	

The information you give may be processed electronically and stored on computer for administrative purposes in accordance with the Data Protection Act 1998.

**When completed and signed by the church official please return to Yarmouth Church of England School as soon as possible and not later the closing date of midnight on Sunday 15 January 2017.**

**For School Use Only**

Accepted by **The School** as a verified 'Active member of a Christian church' declaration and signed on behalf of the Governing Body by

Name of person signing on behalf of the Governing Body.	Name	Signature	Date
---	------	-----------	------

## **'CHURCHES TOGETHER IN ENGLAND'**

Churches Together In England have requested that Governing Bodies do not use their list of members for Admission Policies. See:

[http://www.cte.org.uk/Groups/234692/Home/About/Member\\_Churches\\_of/School\\_admissions/School\\_admissions.aspx](http://www.cte.org.uk/Groups/234692/Home/About/Member_Churches_of/School_admissions/School_admissions.aspx)

Schools will need to continue to use the members of CTE, see below, or create their own list of churches they want to include. This could be as limited as "The Parish Church(es)" OR "any Church of England Church" OR "any church of England Church, Methodist Church and or Roman Catholic Church." OR your own specific list.

The current CTE list is:

### **Churches Together in England**

Antiochian Orthodox Church, Apostolic Congress, Armenian Orthodox Church, Assemblies of God, Baptist Union of Great Britain, Catholic Bishops' Conference of England and Wales, Cherubim and Seraphim Council of Churches, Church of England, Church of God of Prophecy, Church of Scotland (Presbytery of England), Churches in Communities International, Congregational Federation, Coptic Orthodox Church, Council of African and Caribbean Churches UK, Council of Lutheran Churches, Council of Oriental Orthodox Christian Churches, Elim Pentecostal Church, Evangelical Lutheran Church of England, Evangelische Synode Deutscher Sprache in Großbritannien, Exarchate of Orthodox Parishes of the Russian Tradition (Ecumenical Patriarchate), Free Church of England, Ground Level, Ichthus Christian Fellowship, Independent Methodist Churches, International Ministerial Council of Great Britain, Joint Council for Anglo-Caribbean Churches, Malankara Orthodox Syrian Church (Indian Orthodox Church), Mar Thoma Church, Methodist Church, Moravian Church, New Testament Assembly, New Testament Church of God, Oecumenical Patriarchate, Pioneer, Redeemed Christian Church of God, Religious Society of Friends, Ruach Network of Churches, Russian Orthodox Church (Moscow Patriarchate), Salvation Army, Transatlantic Pacific Alliance of Churches, United Reformed Church, Wesleyan Holiness Church.

List correct at 26-08-14 please check for up to date list at [www.cte.org.uk](http://www.cte.org.uk)

In addition the Roman Catholic Church will also be included.